

Quality by Experience
& Efforts

Waste incineration


Send Details with the Type of Your Waste




Fume / Vapour / Gas



Fully Liquid



Thick Liquid



Semi Solid / Paste



Powder Type Solid



Solid Loose Waste



Solid Bio-Medical



Own Burners

Fuel Efficient Burners of our own brand for perfect Combustion and 100% Burning at set Temperature

Diesel / LPG / CNG Fired Burners also Available

Free Burner Spares up to Warranty Period



Fully Automatic Controls

Very Standard Make Equipments & Controls like "Siemens"

Full Automatic Functions with Temperature & Exhaust Settings

Auto Trip & Hooter in case of Failure of any System

Training to the Operators & Supervisor with Safety Norms

Group Clients

Cipla



SANDVIK



INTAS

Cargill
ShriLanka



DR. REDDY'S



**Arabian
Agricultural Services**

ROSSARI
making you more competitive

**Yash
Pharmaceuticals Ltd.
Zambia**

and many more...

GLOBAL

Global Environment Engineering

An ISO 9001:2008 Company

Regd. Office : 413, Pratibha Plus, Narol Char Rasta,
Narol, Ahmedabad-382 405.

Works : Plot No. 6/154, Anurag Industrial Estate,
Opp. Diesel Loco Shed, Nr. Takshshila Industrial Park, Vatva,
Ahmedabad-382 445. **Phone :** +91-9426754546 / +91-76000 25135

Email : info@globalenvironmentengg.com, globalincinerator@ymail.com

Website : www.globalenvironmentengg.com




Incinerators
for all type of
Waste at Low Cost

GLOBAL

Incinerators as per requirements

Heavy Fireproofing
for
Longest Life



Incineration
for any type of waste

Biomedical Waste
Solid / Liquid Waste
Pharma Waste
Industrial Waste
Municipal Waste
Hotel / Food Waste
Hazardous Waste

Capacity & Options :

Liquid Waste Incinerators :

(Suitable for Chemical Waste, Industrial Waste, Sanitary waste, Hazardous Waste, etc.)

5 Liters per hour to 15,000 Liters per hour Capacity
Diesel Fired / Gas Fired Options available
Electric Operated possible only for Lower Capacity
Duel Chamber (Duel Combustion)
Single / Duel Scrubber as per Requirements
Chimney 10 Feet to 100 Feet
As per Different Emission Standards.

Solid Waste Incinerators :

(Suitable for Chemical Waste, Industrial Waste, Pharmaceutical Waste, Hazardous Waste, Municipal Waste, Hotel / Food Waste, etc.)

1 Kg per hour to 15,000 Kg per hour Capacity
Diesel Fired / Gas Fired Options available
Electric Operated possible only for Lower Capacity
Duel Chamber (Duel Combustion)
Single / Duel Scrubber as per Requirements
Auto Waste Loading facility, if Required.
Chimney 10 Feet to 100 Feet
As per Different Emission Standards.

Special Skid Mounted / Portable Bio Medical Waste Incinerators